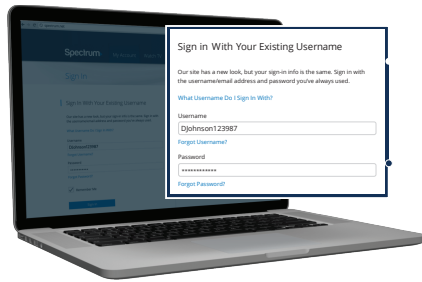
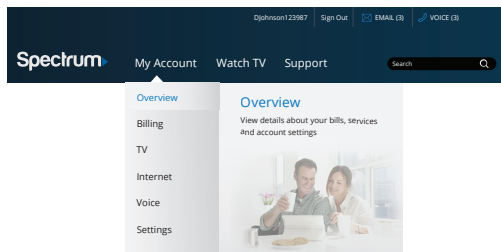


Did you know you can manage your service and installation appointments online? It's easy! View, reschedule or cancel your service appointments on spectrum.net



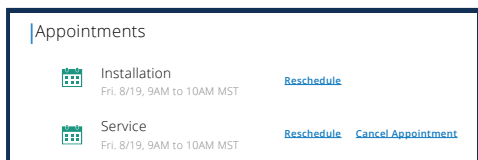
1. Signing In

Sign into Spectrum.net with your Head of Household or Admin Username and Password.



2. Navigation

Click on the "My Account" tab.



3. Manage Appointments

Under "Appointments," you'll be able to view, reschedule or cancel your appointments. Just follow the prompts.

For the full self-help support video on Managing Service Appointments Online, visit [Spectrum.net/ServiceAppointments](https://spectrum.net/ServiceAppointments)